

# Learning English with Mao!

Activity book for 4-5 year old.



**UNAC**

CORPORACIÓN UNIVERSITARIA ADVENTISTA  
COLOMBIA



Hello!  
My name is Mao and I'm your new  
friend and We'll learn a lot together.

Please Write your name:

---

# Objectives:

The objective of this booklet is to serve as an inspiration and motivation to every child who opens it.

To motivate kids to fall in love with the idea of learning English with the help of MAO!





# Who is Mao?



"MAO" is a character that was born in teacher Nancy Esther Ruiz's English classroom, he was donated by a student, who never imagined the impact that a small cactus would make in the UNACENSE community. So small, he began his story as a pet that requires care in the office of the Faculty of Education and the Language Center, he was received with great fanfare, and everything was going very well until the vacations came and Mao was left without his beloved traveling companion for life, yes, the teacher went on vacation and he was left with a caregiver who soon began to notice that his little arms were sad and yellow, his traveling companion had left him. As soon as the teacher returned, she noticed that he needed help and took him to give hope to a group of ladies with similar characteristics, they, as well as the woman who gave him only two coins quoted in the bible, told him the most beautiful and hopeful things he had ever heard before. In making the evidence to recall that scenario, teacher Nancy Esther Ruiz took special note of one suggestion, a larger and more comfortable container.





Today MAO is a resilient, inspiring, transversal thread, hero, teacher, entrepreneur, pedagogical strategy, and a brand for LICEI and ULC. First entry students receive MAO as a brand of both programs from the virtual or face-to-face classroom of the teacher, explaining to them that they are the good soil and MAO is English. which is planted by personal decisions in their life projects and requires two hours a day of their valuable time so that they can be proficient in the foreign language. Specifically, it is based on Content and Foreign Language Integrated Learning, facilitating the meaningful learning of content through a foreign language (English), in which students get to improve their performance in the language through life experiences that are provided in learning the specific content. To carry out such an approach, it is not necessary to have total mastery of the foreign language, since, at a basic level, the application of the transversality of English can be achieved through the exchange of previous knowledge.



# Table of Contents

## Chapter 1 My special family

**Functions:** Identifying my family members.

**Language:**  
Verb to be

**Vocabulary:**  
Family members: Mother-  
father- sister- brother-  
grandmother- grandfather-  
baby- pets

Pages 10-15



## Chapter 2 Colorful Mao

**Functions:** Identifying different emotions

**Language:**  
How do you feel? (I feel happy)

**Vocabulary:**  
Emotions: Happy- sad-calm  
angry- loving- scared - afraid

Pages 16-23



## Chapter 3 Learning to count

**Functions:** Counting from 1 to 5

**Language:**  
How many ... are there? There are...  
There is ...

**Vocabulary:**  
Numbers: One, two, three,  
four, five

Pages 24-29





# Table of Contents

## Chapter 4 The green Cactus

**Functions:** Identifying different colors and emotions.

**Language:**

What color is the cactus? It is

...

How does he feels?

**Vocabulary:**

Colors: Green- red- blue- yellow- pink- orange- black- white

Pages 30-35



## Chapter 5 Shaping with Mao

**Functions:** Identifying different Shapes

**Language:**

What shape is this (It is a square)

What are these shapes (they are triangles)

**Vocabulary:**

Shapes: Circle- triangle- square- rectangle. \* Things and shapes round chair, square table

Pages 36-40



## Chapter 6 My body is perfect

**Functions:** Identifying body parts

**Language:**

I 'm a boy

I 'm a girl

**Vocabulary:**

Body parts: head- shoulders - knees- feet- neck- hands- arms- mouth- ears- eyes- nose

Pages 41-48



# Table of Contents

## Chapter 7 Mao's school supplies

**Functions:** Identifying different school objects

**Language:**  
What is it ...

**Vocabulary:**  
Pencil - pen- ruler- pencilcase - notebook- eraser- chair -desk

Pages 49-54



## Chapter 8 Delicious Fruits

**Functions:** Identifying different fruits

**Language:**  
I like...  
I don't like...  
What fruit is this?

**Vocabulary:**  
Apple- banana- watermelon- orange- grapes- pineapple- pear- strawberries.

Pages 55-60



## Chapter 9 My Sweet Home

**Functions:** Identifying house parts

**Language:**  
There is...  
There are...

**Vocabulary:**  
Window- door- room- kitchen- bathroom- living room- closet

Pages 61-65





# Table of Contents

## Chapter 10 Amazing Animals

**Functions:** Identifying different animals

**Language:**  
What animal is this?

**Vocabulary:**  
Cow- elephant – pig – lion –  
horse –rhino- zebra – tiger-  
giraffe- rooster- horse- cow.

Pages 66-72



## Chapter 11 Mao's transports

**Functions:** Identifying different transport

**Language:**  
Air  
Water  
Land

**Vocabulary:**  
Car- bus- boat- ambulance-  
helicopter- rocket- sailboat-  
bicycle- submarine.

Pages 73-77



## Chapter 12 My Planet, My Home

**Functions:** Take care of our planet

**Language:**  
There is...  
There are...

**Vocabulary:**  
Recycle- planet- water-  
earth- wild- vegan.

Pages 78-83



# Chapter 1

## My special family



Scan code for this unit vocabulary

# My family members song



Scan this QR code  
and listen to the  
family finger song.



# Vocabulary

Trace the family member's name as appropriate.



mother



father



sister



brother



grandfather



grandmother



baby



pet



# My awesome family!

Trace a line  
matching a  
family member  
name with the  
picture



sister

mother

baby

grandmother

pet

father


grandfather

brother



# My family portrait


For this activity, you must draw your family, including your pet.





# Chapter 1 worksheet.

Bring your family pictures and stick their pictures in the cactus family tree.





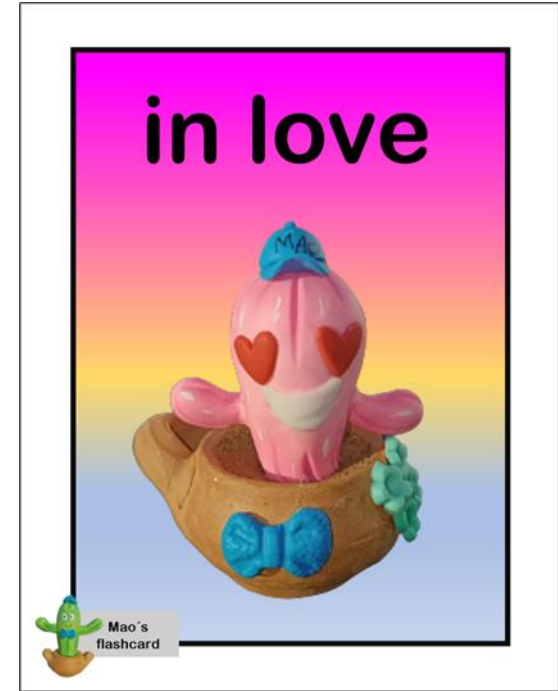


# Chapter 2

# Colorful Mao





Scan code for this unit vocabulary

# Vocabulary



# Vocabulary



+ +  
+



## Colorful Mao



On sunny days he was happy  
and his color was yellow,  
his eyes shone  
and his heart started beating fast!



Once upon a time, there was a  
cactus  
that looked like a chameleon  
Depending on his mood,  
he changed his color!



On rainy days  
his color was blue,  
because He felt very sad  
Homesick and discouraged



His color was red  
when someone made him angry,  
his little hands began to sweat  
and he wanted to scream!

+ +  
+ + 19

+ +  
+



Gray was his color  
when he was afraid,  
In the dark night  
when he heard noises around him!



His color was pink  
when he was in love  
and began to recite poems  
to bring down the stars and the moon.



Colorful Mao



Now, that calm comes  
and Mao is at peace,  
his color is green.  
That's the way he likes to be!



+

+ +  
20



Do Mao's faces and trace the feelings

Mao is ...

+ +



SCARED



CALM



IN LOVE



HAPPY



ANGRY



SAD



+ + +

Draw and color each emotion where it belongs .



I am...



Sad



Love



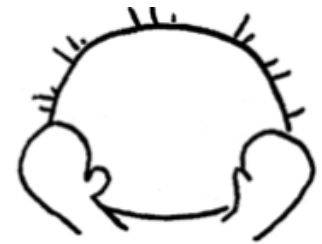
Angry



Calm




Scared



Happy

# Chapter 2 worksheet: How do you feel when...?

Match each one with a line





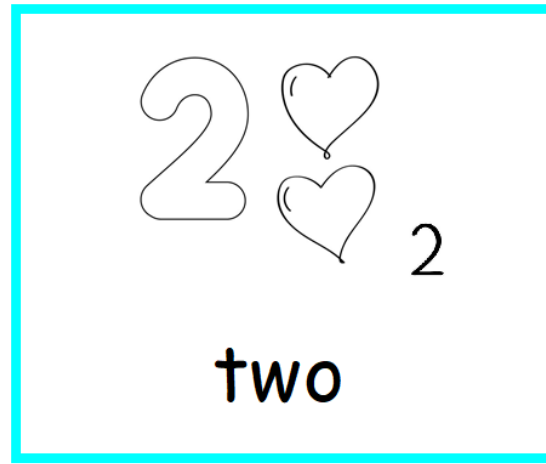

# Chapter 3

## Learning to count



Scan code for this unit vocabulary

# Vocabulary




<https://wordwall.net/resource/32020892>


# Vocabulary



three










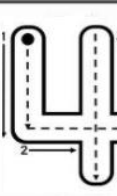


four







five




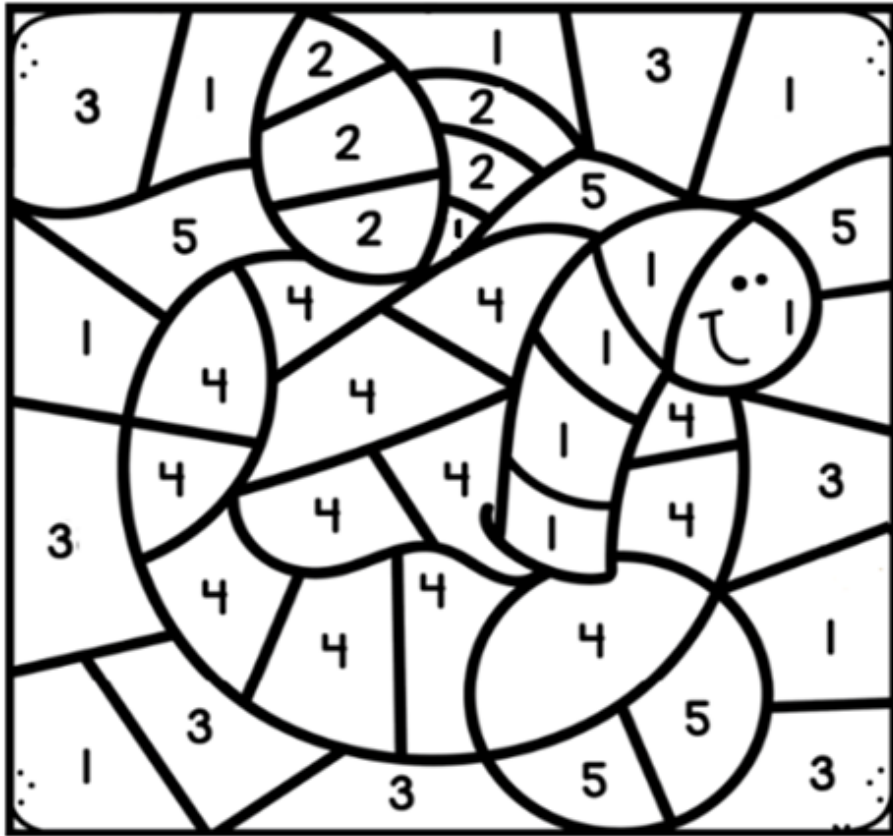




Cut and paste the right picture with the quantity








Fill with the  
respective color  
by number



# Chapter 3 worksheet.



\_\_\_\_\_

How many green Maos are there?



\_\_\_\_\_

How many yellow Maos are there?



\_\_\_\_\_

How many pink Maos are there?

+ +  
+ Chapter 4


# The green Cactus



Scan code for this unit vocabulary



Yellow



Vocabulary



Red



Blue



Orange



Green



Pink



White



Black



Purple

# Mao says!





If I say...  
Mao says Green!!!  
You touch something  
green 😊

But If I don't say...  
Mao says...  
Don't move 😞





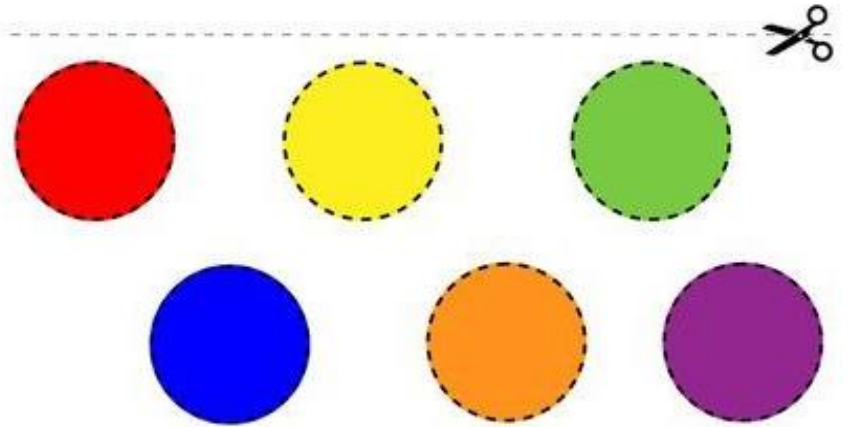

Color the cactus  
with the color  
that says in the  
pot.



# Balloon Color Matching



Cut each circle and paste it in the correct balloon

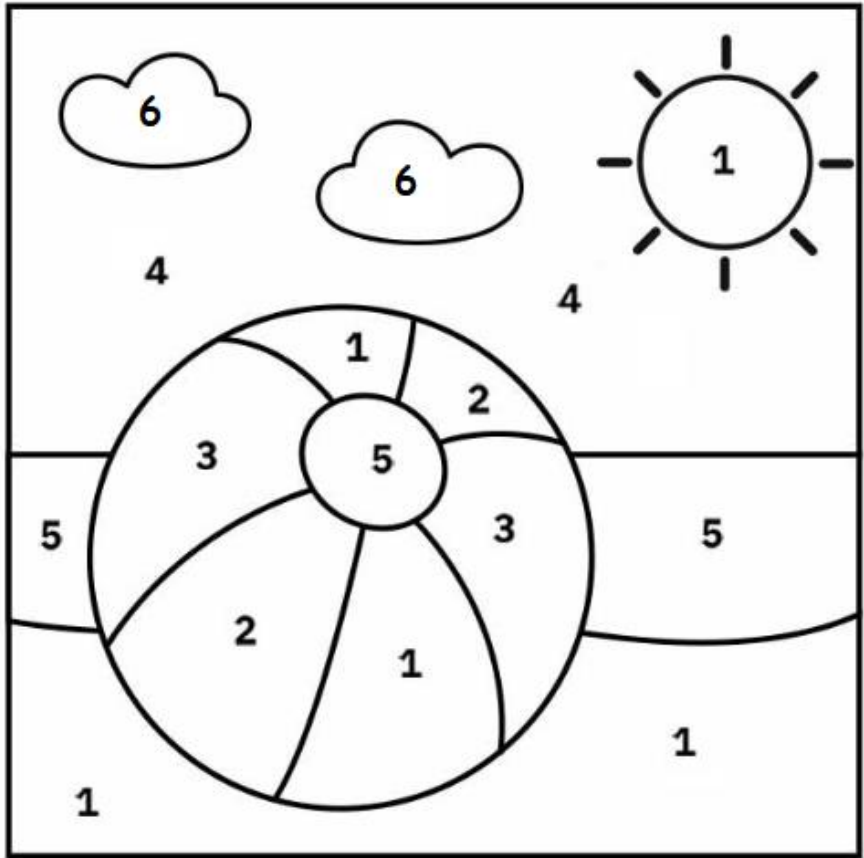


# Chapter 4 worksheet.

Fill the color  
by number



- 1- Yellow
- 2- red
- 3- green
- 4- blue
- 5- purple
- 6- white





# Chapter 5


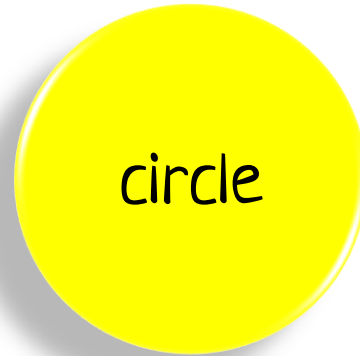
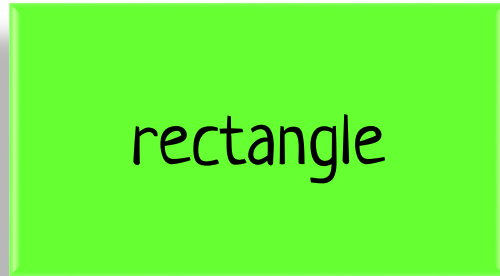
## Shaping with Mao


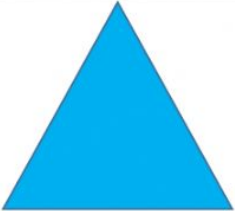




Scan this code for unit vocabulary



# Vocabulary



	<b>Square</b>	
	<b>Triangle</b>	
	<b>Rectangle</b>	
	<b>Circle</b>	

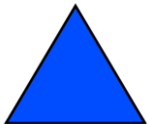


Match the objects to the correct shapes





Color the apple  
by shape using  
the next key




# Chapter 5 worksheet.

Count the shapes and color each one



How many?



# Chapter 6

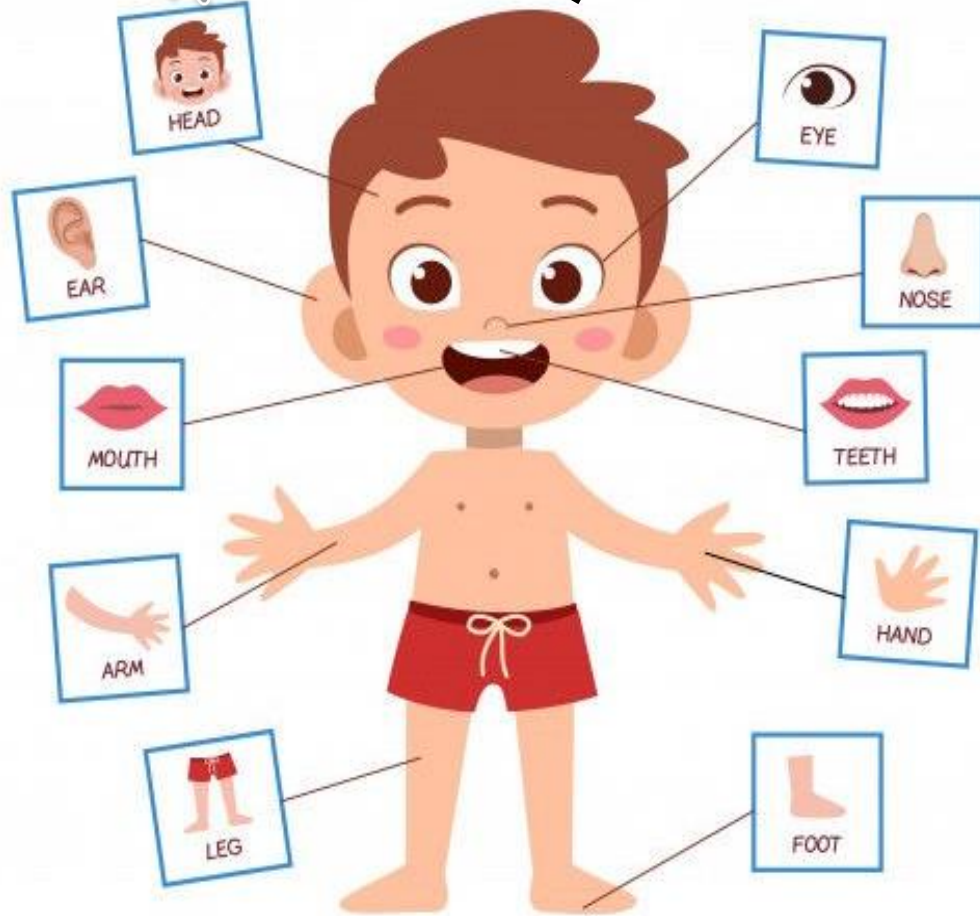
## My body is perfect



Scan this code for unit vocabulary

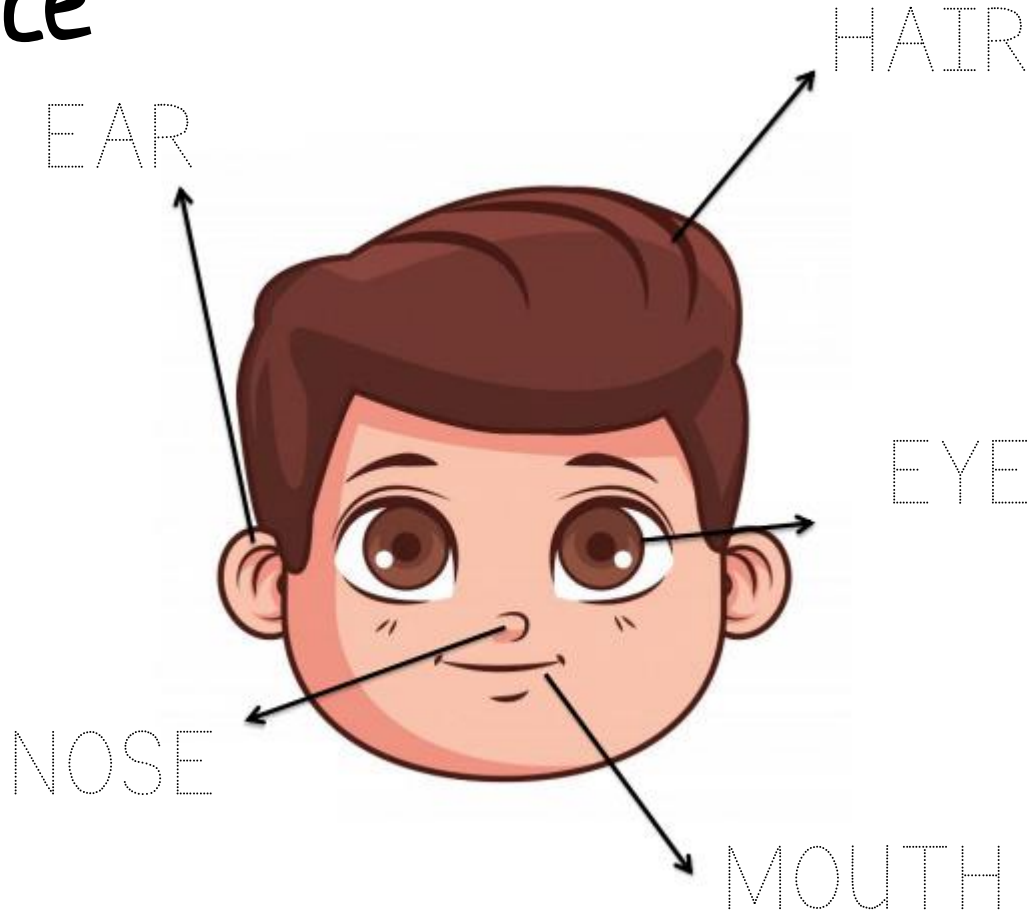


# Vocabulary



# This is my face

Trace and say



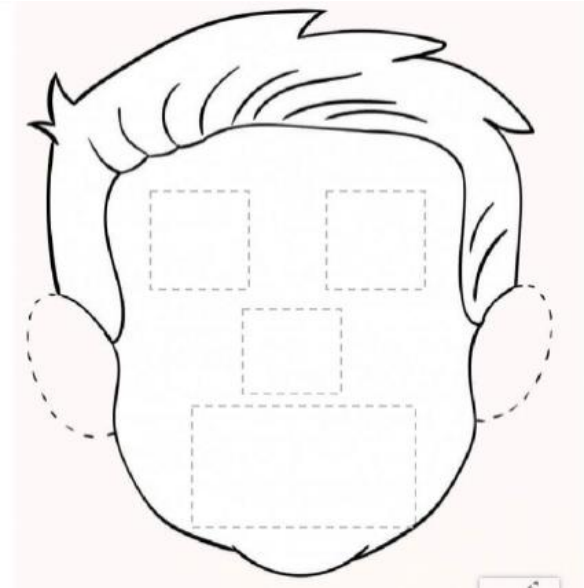




Cut and  
complete the  
face.



# My face







HAND




LEGS



ARM



EAR



FOOT



MOUTH



TEETH



HEAD



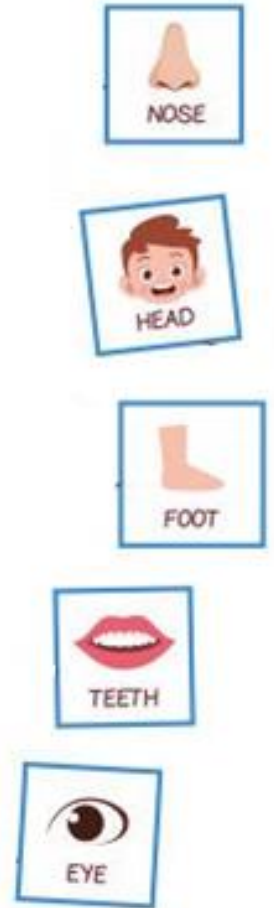
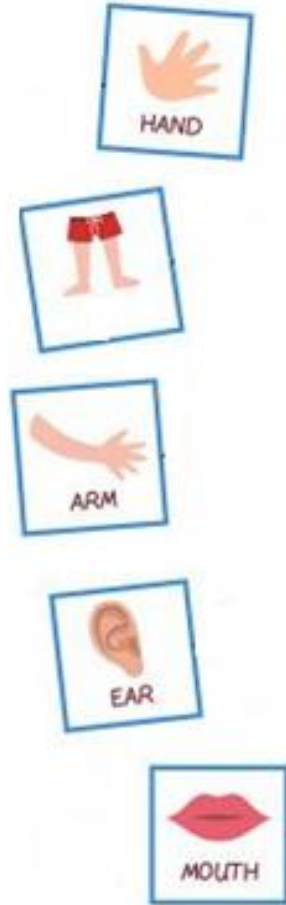
EYE



NOSE



Match each  
part to the  
body





Listen the song  
and repeat

HEAD



KNEES



SHOULDERS



TOES



# Chapter 6 worksheet.

Match each part body correctly.



SCHOOL

# Chapter 7

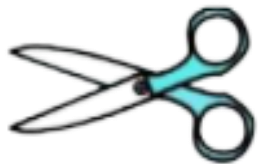
## Mao's school supplies



Scan code for this unit vocabulary




# Vocabulary



SCISSORS




PENCIL



RULER



BOOK



ERASER




BAG






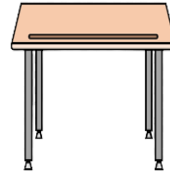
# Vocabulary



GLUE



CRAYONS



DESK



CHAIR




PENCIL CASE



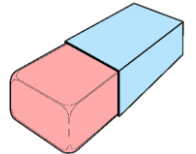
MARKERS

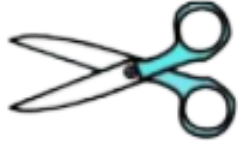





# School supplies - What is in your schoolbag?



Cut and paste in the right spot!




scissors	ruler	bag	
eraser	pencil	book	
pencil	scissors	eraser	
book	bag	ruler	

Choose and  
circle the  
correct  
option




# Chapter 7 .Worksheet

This are my scissors.  
They are blue.




This is my pencil. It is red.



This is my backpack. It is Pink.



Read and circle the correct answer. Then, color the box with the correct object 's name.



Book

Paper



Eraser


Sharpener



Pencil

Pen






# Chapter 8 Delicious Fruits



Scan code for this unit vocabulary









# Vocabulary








Matching two parts with a line






Trace the path  
to reach the  
twin fruit and  
color it.















I like apples ! How about you?



# Chapter 8 Worksheet

For this activity, students must bring different fruits and they'll be able to share it and identify which fruit is it, the different taste and say what they think about it.



Fruit	Taste	What I think about it	
	Juicy / sweet / sour		
	Juicy / sweet / sour		
	Juicy / sweet / sour		
	Juicy / sweet / sour		



# Chapter 9

## My Sweet home



Scan code for this unit vocabulary







# Vocabulary

MY HOUSE



Kitchen



Bedroom



Bathroom



Dining room



Living room

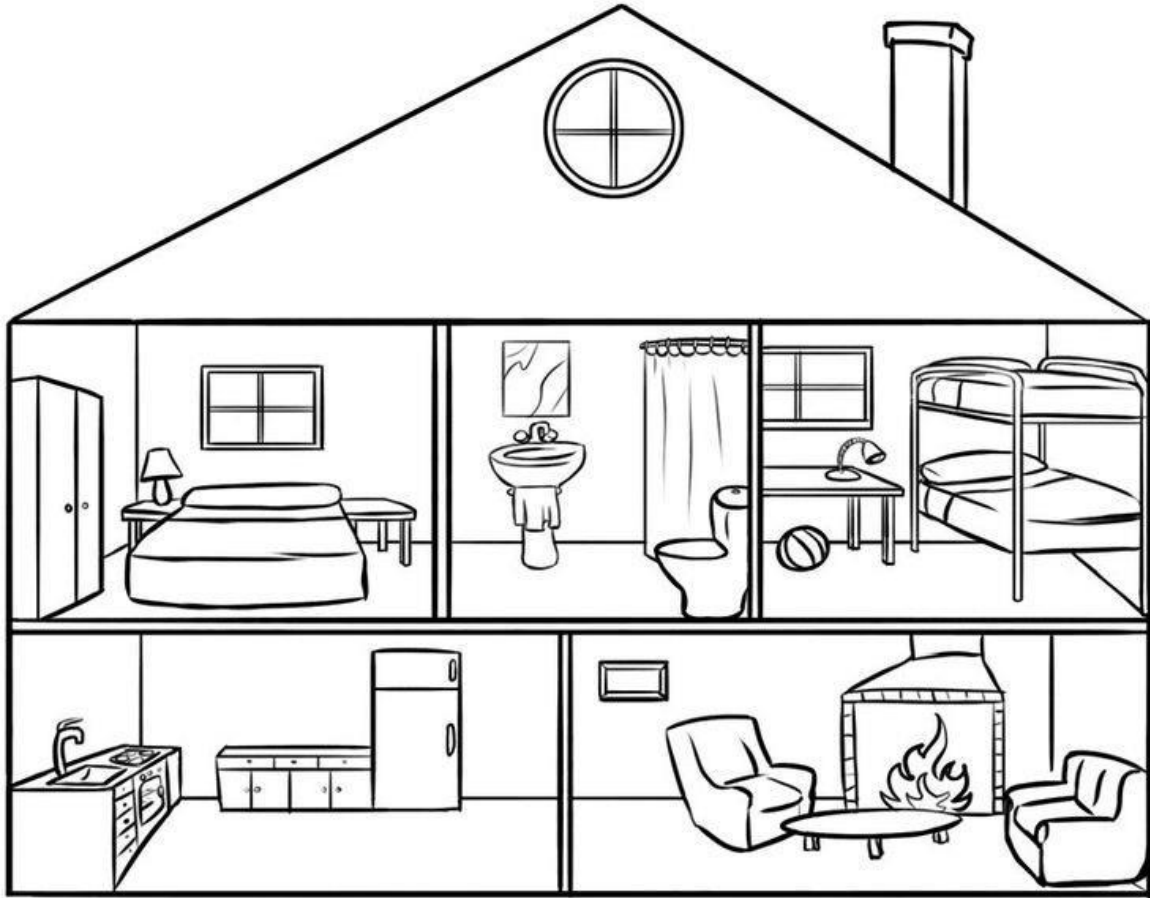


Studio



Closet





Color my  
house



# What is this?

Choose  
and circle  
the  
correct  
option:



Kitchen

Dining room

Living room



TV room

Bathroom

Closet



Garden

Bedroom

Dining room



Kitchen

Dining room

Studio



# Chapter 9 Worksheet.

Label the parts of the house. Use the next words:



TV room

Garage

Kitchen


Bathroom

Living room

Dining room

Bedroom

Garden



# Chapter 10

## Amazing Animals



Scan code for this unit vocabulary





# Vocabulary



Lion



Elephant



Hippo



Tiger



Zebra



Giraffe







# Vocabulary



Cow



Duck



Horse



Pig



Dog



Bee





# Where do they live?

Match each animal with their house:






Color each animal with the colors you want and recognize which one is the :





- Dog
- Pig
- Cow
- Butterfly
- Rooster



# Make your own beautiful Panda

Carefully cut out these pieces and stick them together to make your own panda!



# Chapter 10 worksheet.

Make a line to match the animals with their names.

Tiger

Zebra

Monkey

Giraffe



Panda

Elephant

Lion

Rhino







# Chapter 11

## Mao's Transport



Scan code for this unit vocabulary

# Vocabulary



Helicopter



Plane



Rocket



Bicycle



Ambulance




Car



Bus



Boat



Submarine



Sailboat





+ +

# Transportation sort



+

Air

Water

Land



Color and draw a line from the vehicle to the place it travels.




# Color the traffic lights



Let's sing The  
Traffic light  
song



Twinkle twinkle traffic light  
On the corner shining bright.

Red means, "Stop."

Green means, "Go."

Yellow means, "Drive very  
slow."

Twinkle twinkle traffic light  
On the corner shining bright.



By Dream English Kids

# Chapter 11 Worksheet



Make the next drawings in a big piece of paper:

1. A road
2. A sky with clouds and the sun
3. The sea.

Print different transportation methods and place them where it travels





Let's save the Earth with Mao!

# Chapter 12

## My planet, my home



Scan code for this unit vocabulary



# Vocabulary



Earth



SAVE THE WILD



Paper bag





# How can we save the planet?

Mao has some tips for you to save the planet!



Save the water

turn off the lights  
when it's still sunny



Use paper bags



Recycle



Plant a tree





## Create a poster with Mao!

- 1- Cut both of the earth faces .
- 2- Stick them in a big piece of paper.
- 3- Under the happy face you are going to draw things that make the planet happy.
- 4- Under the sad face you are going to draw things that harm the planet .
- 5- Last but not least, you're going to make a drawing of yourself with Mao helping to save the planet.
- 6- Hang this poster in your bedroom.


# Let's take care of our Earth

Taking care of life on earth is not difficult to achieve,  
if we all realize that it is our great home.

Let's keep the air clean, also the soil and the water,  
let's conserve our flora and preserve the fauna.

There is no time to waste, tomorrow will be too late.  
Taking care of the planet and the earth, today we are  
all brothers!

-Mabel Russo



# Chapter 12 Worksheet- Sorting trash

Cut and paste the pictures in their correct bins.



paper bag



watermelon skin



empty can



empty plastic bottle



rotten strawberry



banana peel



leaf



broken bottle

Recycle

Compost

# Our team



**Paola Andrea Angarita Torra**  
Research Student- LICEI



**Andrea Montaña Arroyave**  
Research Student- LICEI



**Claudia Patricia Moreno Orjuela**  
Research Student- LICEI




**Mg. Nancy Esther Ruiz**  
Research Advisor - Mao's project



**Mg. Paula Saavedra**  
Research practice II- Teacher







# References



## References

Videos: <https://youtu.be/ZanHgPprl-0> head shoulders knees and toes

<https://www.youtube.com/watch?v=lob3Q7TKmQQ>

<https://wordwall.net/resource/32020892>

<https://www.youtube.com/watch?v=lob3Q7TKmQQ>

## Images:

<https://cdn1.vectorstock.com/i/1000x1000/66/10/cute-girl-cartoon-stylish-outfit-isolated-vector-25146610.jpg>

[https://p.jing.fm/clipimg/small/78-785069\\_redhead-girl-rainboots-freckles-overalls-cartoon-drawings-of.png](https://p.jing.fm/clipimg/small/78-785069_redhead-girl-rainboots-freckles-overalls-cartoon-drawings-of.png)

<https://thumbs.dreamstime.com/b/thinking-african-american-school-boy-cartoon-vector-illustration-cute-curious-uniform-isolated-white-background-239254125.jpg>

[https://img.freepik.com/free-vector/cute-little-dog-cartoon-isolated-white\\_143596-3.jpg](https://img.freepik.com/free-vector/cute-little-dog-cartoon-isolated-white_143596-3.jpg)

[https://t4.ftcdn.net/jpg/02/79/74/09/360\\_F\\_279740994\\_mXWgDctepTgJ3qdryqdP4iXr6BXw1OKe.jpg](https://t4.ftcdn.net/jpg/02/79/74/09/360_F_279740994_mXWgDctepTgJ3qdryqdP4iXr6BXw1OKe.jpg)

<https://cdn4.vectorstock.com/i/1000x1000/25/13/cartoon-happy-cow-vector-20862513.jpg>

[https://static.vecteezy.com/system/resources/previews/002/174/077/large\\_2x/fish-cartoon-style-isolated-free-vector.jpg](https://static.vecteezy.com/system/resources/previews/002/174/077/large_2x/fish-cartoon-style-isolated-free-vector.jpg)

[https://media.istockphoto.com/vectors/cartoon-apple-vector-id482802653?k=20&m=482802653&s=170667a&w=0&h=6Mkld6r16829xd\\_1py4zUV9INkRCEsADLThNe6Q\\_8=](https://media.istockphoto.com/vectors/cartoon-apple-vector-id482802653?k=20&m=482802653&s=170667a&w=0&h=6Mkld6r16829xd_1py4zUV9INkRCEsADLThNe6Q_8=)

<https://cdn2.vectorstock.com/i/1000x1000/95/76/banana-cartoon-flat-style-vector-20209576.jpg>

[https://t4.ftcdn.net/jpg/02/71/31/29/360\\_F\\_271312913\\_fNkIlg7J4EojTfB4fji6NLv1NjYPJ4.jpg](https://t4.ftcdn.net/jpg/02/71/31/29/360_F_271312913_fNkIlg7J4EojTfB4fji6NLv1NjYPJ4.jpg)

<https://cdn2.vectorstock.com/i/1000x1000/02/21/cartoon-red-strawberry-vector-23470221.jpg>

<https://speak-and-play-english.com/wp-content/uploads/2020/05/Parts-of-the-House-Flashcards-Printable-Free-for-Kids.jpg>

[https://files.liveworksheets.com/def\\_files/2021/4/11/10411105753551347/10411105753551347001.jpg](https://files.liveworksheets.com/def_files/2021/4/11/10411105753551347/10411105753551347001.jpg)

[https://www.google.com/search?q=como+hacer+un+video+animado&rlz=1C1ALOY\\_esCO982CO982&oq=Como+hacer+un+video+&aqs=chrome.2.69i57j0i512l9.12552j0j7&sourceid=chrome&ie=UTF-8](https://www.google.com/search?q=como+hacer+un+video+animado&rlz=1C1ALOY_esCO982CO982&oq=Como+hacer+un+video+&aqs=chrome.2.69i57j0i512l9.12552j0j7&sourceid=chrome&ie=UTF-8)

[https://images.assetsdelivery.com/compings\\_v2/sudowoodo/sudowoodo2003/sudowoodo200300050.jpg](https://images.assetsdelivery.com/compings_v2/sudowoodo/sudowoodo2003/sudowoodo200300050.jpg)

+

+

+





<https://previews.123rf.com/images/mrkob/mrkob1309/mrkob130900007/22642382-una-cesta-de-mimbre-vac%C3%ADa-aislada-sobre-fondo-blanco-cesta-utilizado-para-el-arreglo-de-flores-o-fru.jpg> canasta

<https://cdn5.vectorstock.com/i/1000x1000/36/99/cartoon-green-watermelon-vector-29563699.jpg>

<https://es.liveworksheets.com/yq1862254ri>

[https://www.freepik.com/premium-vector/cartoon-baby\\_3208313.htm](https://www.freepik.com/premium-vector/cartoon-baby_3208313.htm)

[https://www.freepik.es/vector-premium/expresivos-ojos-boca-sonriendo-llorando-sorprendidos-personajes-cara-expresiones-vector-ilustracion-conjunto\\_9172870.htm#query=emociones%20dibujadas&position=31&from\\_view=search](https://www.freepik.es/vector-premium/expresivos-ojos-boca-sonriendo-llorando-sorprendidos-personajes-cara-expresiones-vector-ilustracion-conjunto_9172870.htm#query=emociones%20dibujadas&position=31&from_view=search)

<http://cleverlearner.com/number-activities/number-three-3-activity.html>

<https://coloring-pages-for-kids.rvappstudios.com/free-printable-worksheets-for-kids-colors-shapes/color-by-number-worksheets/>

<https://pixiv.org/1563654/>

<https://www.dreamstime.com/coloring-book-number-kids-worksheet-preschool-kindergarten-school-age-vector-illustration-image152048771>

<https://sarahchesworth.com/free-preschool-printable-activities/>

<https://easydrawingart.com/wp-content/uploads/2019/08/How-to-draw-a-chair.jpg>

[https://st2.depositphotos.com/1763191/8619/v/450/depositphotos\\_86198610-stock-illustration-save-water-sign-with-earth.jpg](https://st2.depositphotos.com/1763191/8619/v/450/depositphotos_86198610-stock-illustration-save-water-sign-with-earth.jpg)

<https://suncatcherstudio.com/uploads/patterns/recycle-symbols/svg/rrr-reduce-reuse-recycle-22aa22.png>

[https://es.123rf.com/photo\\_96066304\\_globe-world-earth-planet-map-icon-vector-illustration-drawing-graphic.html](https://es.123rf.com/photo_96066304_globe-world-earth-planet-map-icon-vector-illustration-drawing-graphic.html)

[Vector de sello original creado por starline - www.freepik.es](https://www.freepik.es/vectores/sello-original)

[https://media.istockphoto.com/photos/shell-picture-id450839323?k=20&m=450839323&s=612x612&w=0&h=7E1YfmgDsYaUhcQrrfwc-U33YI\\_H2cFvkkfRfZdY=](https://media.istockphoto.com/photos/shell-picture-id450839323?k=20&m=450839323&s=612x612&w=0&h=7E1YfmgDsYaUhcQrrfwc-U33YI_H2cFvkkfRfZdY=)

<https://cdn2.vectorstock.com/i/1000x1000/75/16/green-pear-icon-cartoon-style-vector-22607516.jpg>

[Vector de ciudad perspectiva creado por macrovector - www.freepik.es](https://www.freepik.es/vectores/ciudad-perspectiva)

+

+

+

CREDITS: This presentation template was created by Slidesgo, including icons by Flaticon, infographics & images by Freepik



# Thanks!



maoenglish22

E-mail: [maocactus2022@gmail.com](mailto:maocactus2022@gmail.com)

## LICEI - 2022



# UNAC

CORPORACIÓN UNIVERSITARIA ADVENTISTA  
COLOMBIA